



Assa Abloy - Authoring Guide

Component – Title Description

Version #	Contributor	Date	Description	Reviewed By
1.0	Misal Singh	23 Feb 2022	Initial version	
1.0	Piyush Gupta	28 Feb 2022	First Release Version	Piyush Gupta

Table of Contents

1 Overview	4
2 Business Use Case	4
3 Design.....	4
4 Authoring Steps.....	4
5 User Interface.....	8

Component: Title Description

1 Overview

Title Description is the component which contains General and Display tabs.

Title Description includes combinations of below fields:

- Title
- Count Enabled
- Description
- CTA Items
- Component background color options

2 Business Use Case

We had to display a title and a description at the top of the listing pages along with the count of items (cards) available on that listing component. This component provides the ability to author a title and description and if author has enabled the count property then it displays the count as well.

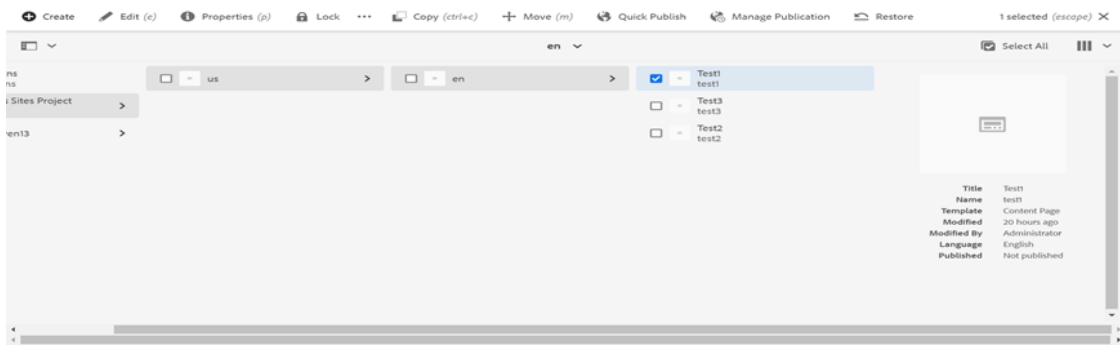
3 Design

This Title Description component is authored through the General and Display design. This has following properties.

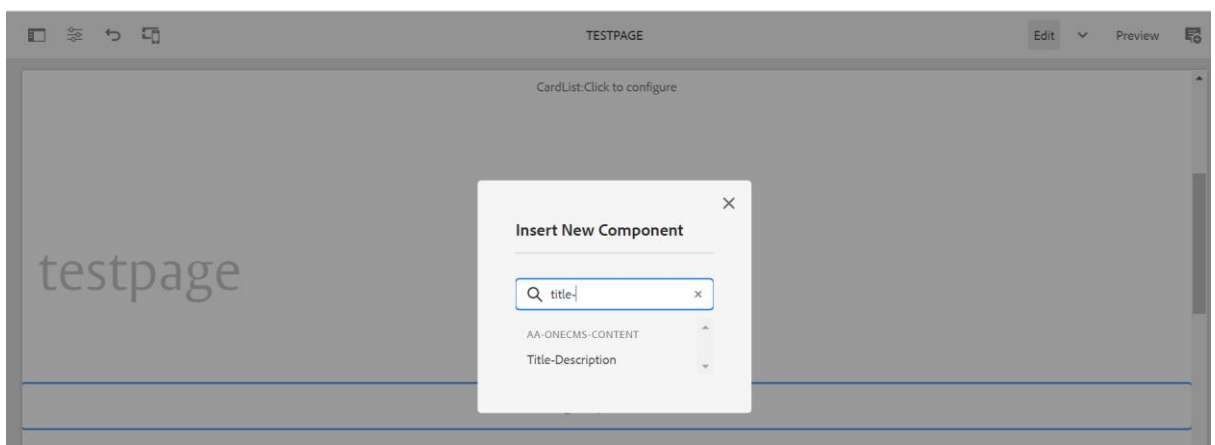
- Title – This is to capture the title
- Count Enabled – This is to select if author wants to display the count
- Description – This is to capture the description
- CTA Items. This is to create the CTAs with following properties.
 - CTA Text
 - CTA Path
 - CTA Theme
 - Target
- Background Color Options – This is to select the background color of the component

4 Authoring Steps

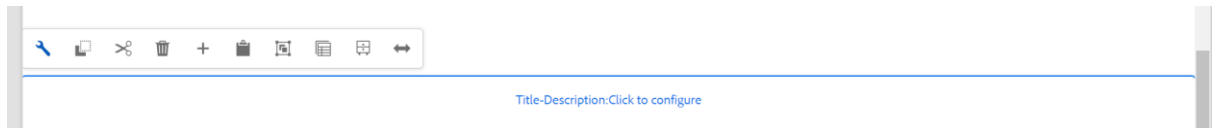
- Step 1: Create a new page or open an existing page by selecting the page and click on Edit option.



Step 2: Once the Page is opened, go to the content panel from the top left side panel and then click on the component tab and Drag the Title Description component from the left side panel and drop it inside the Layout Container.



- **Step 3:** Select the Title Description component and click on the wrench icon to open the component dialog.



- **Step 4:** Enter the details in the General tab.

Title	Provide Title
Count Enabled	Count Is enabled
Description	Provide Description text
CTA Items	Provide CTA Text, CTA Path, CTA Theme and Target

Title-Description ? []

General
Display

Title i

Count Enabled

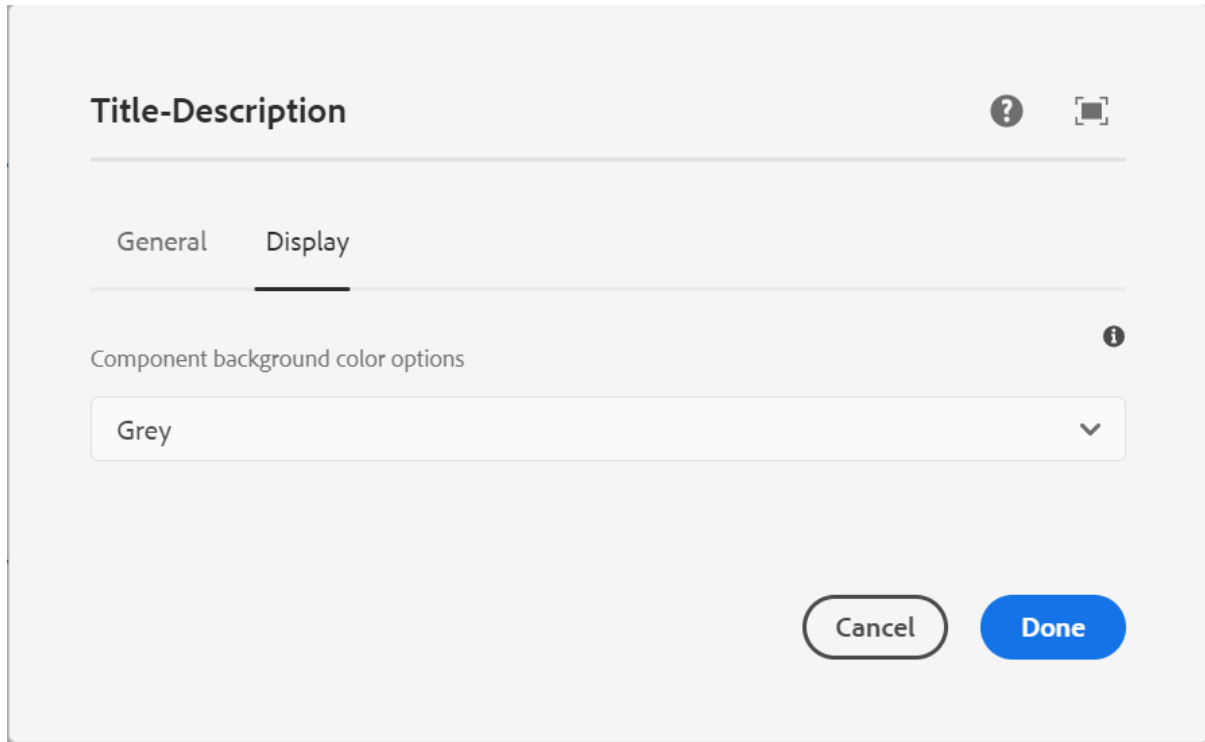
Description i

T
T
☰ v
🔗 v
🔄
🔊 v

Cancel
Done

- Step 5 Enter the details in the Display tab

Component background color options	Grey
------------------------------------	------



Title-Description ? ☰

General Display

Component background color options i

Grey ▼

Cancel Done

- Step 6: Fill in all the required details in the component dialog as following table.

S. No	Field Title	Field Type	Field Description	Mandatory (Yes/No)
1.	Title	Text Field	Enter text Info	No
2	Count Enabled	Toggle button	Switch	No
3	Description	Rich Text	Enter Description text	No
4	CTA Text	Text Field	Enter text Info	No
5	CTA Path	Browse path	Select path	No
6	CTA Theme	Drop Down	Drop Down Selection	No
7	Target	Drop Down	Drop Down Selection	No
3	Component background color options	Drop Down	Drop Down Selection	No

- Step 7: Click “Done” once you have entered all these details.
- Step 8: The Title Description will now be visible on the Page and can be previewed.

5 User Interface

ASSA ABLOY Electronic Security Hardware Support

Lorem ipsum dolor sit amet,
consectetu adipiscing el ipsum
dolor sit amet, consecteit
neque purus dolorsitus.